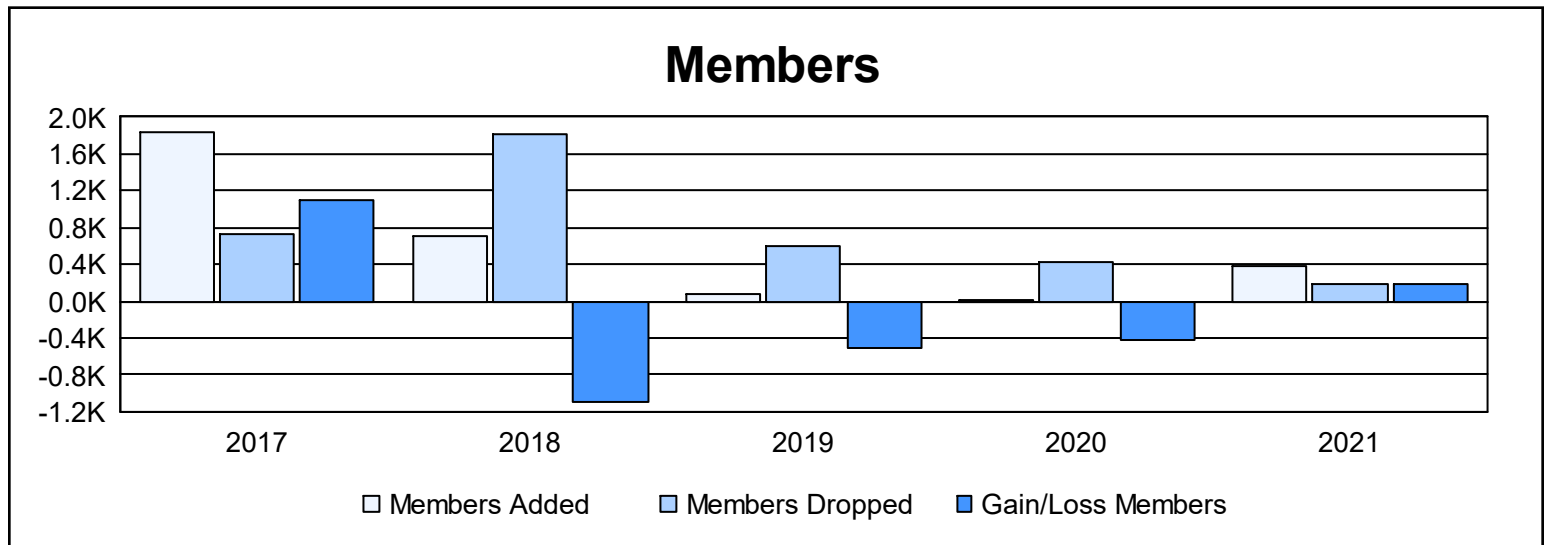
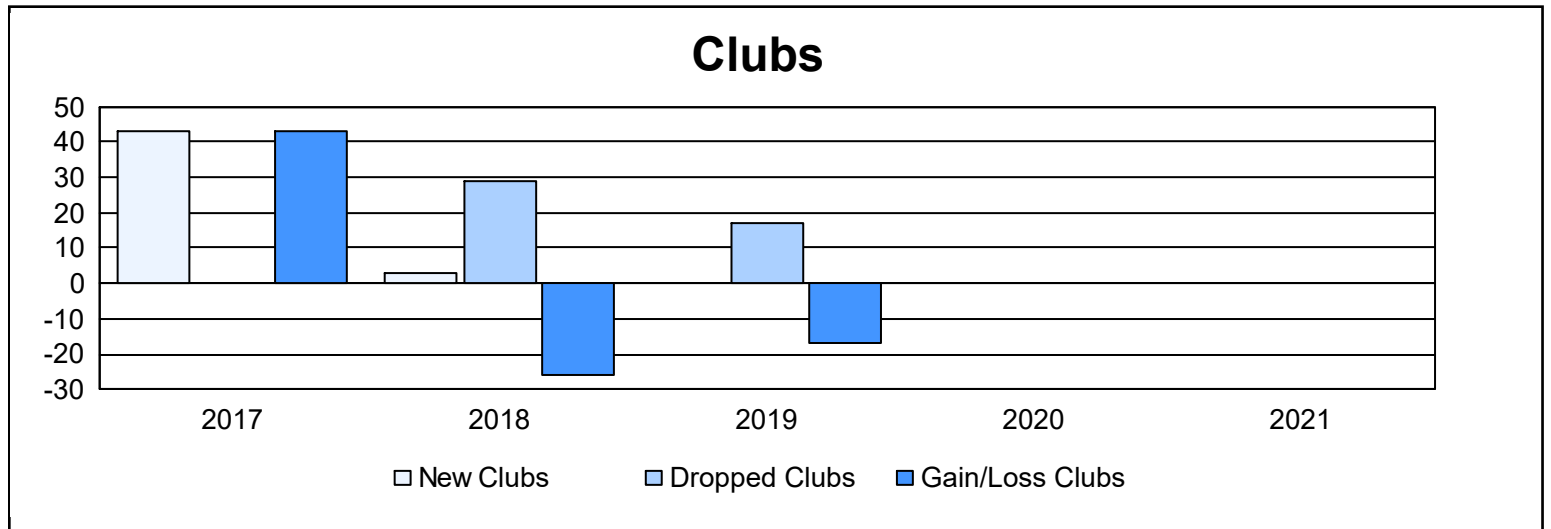
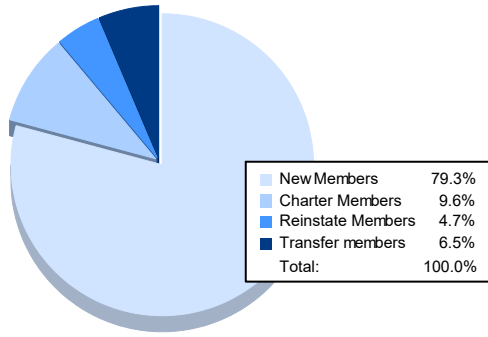


Year	New Clubs	Dropped Clubs	Gain/ Loss Clubs	New Members	Charter Members	Reinstate Members	Transfer Members	Total Member Added	Total Members Dropped	Gain/ Loss Members
2016-2017	43	0	43	532	1,278	13	6	1,829	738	1,091
2017-2018	3	29	-26	318	284	83	23	708	1,806	-1,098
2018-2019	0	17	-17	52	22	3	6	83	592	-509
2019-2020	0	0	0	0	14	0	3	17	433	-416
2020-2021	0	0	0	306	37	18	25	386	194	192
<b>Average</b>	<b>9</b>	<b>9</b>	<b>0</b>	<b>242</b>	<b>327</b>	<b>23</b>	<b>13</b>	<b>605</b>	<b>753</b>	<b>-148</b>



### Membership Composition June 2021 Cumulative



### Gender Composition June 2021 Cumulative

